




Customer Measurement Form

Customer: _____ ID: _____

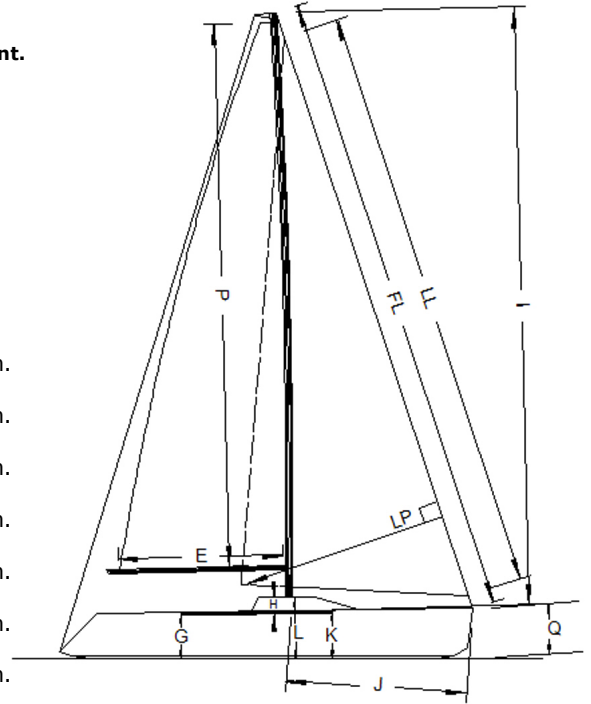


HEADSAILS

Section 4a: FORETRIANGLE:

Hank-On Sail: Roller Furling Sail:

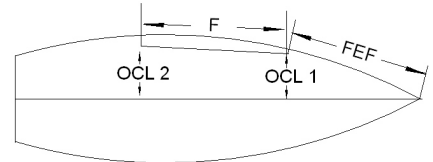
- LL:** Maximum Luff Length _____ m.
For Furling sails: LL must be taken from Top Swivel down to Tack attachment.
- FL:** Maximum Luff Length (to forestay pin measurement) _____ m.
For Hank-On or Luff Foil sails: FL should be taken using the Genoa Halyard.
- I:** From max hoist of Genoa halyard down to sheerline (toe rail) adjacent to mast. _____ m.
- MH:** From max hoist of Genoa halyard down to mast base. _____ m.
- J:** Mast base to lower forestay pin attachment point _____ m.
- C:** Tack attachment point to sail entry in Luff groove. _____ mm.
- D:** Tack attachment point to forestay pin. _____ mm.
- G:** Distance from aft end of Genoa track down to waterline. _____ mm.
- K:** Distance from Forward end of Genoa track down to waterline. _____ mm.
- H:** Distance from Mast Base down to Toe Rail adjacent to mast. _____ mm.
- L:** Distance from Mast Base down to waterline. _____ mm.
- Q:** Distance from Forestay Pin down to waterline. _____ mm.



Tack Attachment type: Horns Snap Shackle Bar & Pin Deck Ring

The following two points are measured from the Forestay Pin aft & their Distance 'Off Centre Line' (OCL):

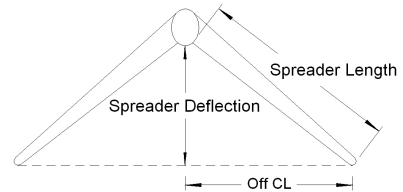
- FEF:** Front of Genoa Track _____ mm. & **OCL 1:** _____ mm.
- F:** Length of Genoa Track _____ mm. & **OCL 2:** _____ mm.



Section 4b: SPREADER HEIGHTS AND WIDTHS:

	1st set	2nd set	3rd set
Height above Mast Base:	mm*	mm*	mm*
Spreader Length from Mast:	mm*	mm*	mm*
Cap Shroud Base off Centre Line:	mm	Spreader Deflection:	mm
Mast width fore/aft :	mm	Mast rake:	mm*

* Estimate these values from deck level using the known mast width and height as guidelines



Section 5: FORESTAY / FURLER / FOIL DETAILS:

Please advise the make and model of your Furling / Luff Foil gear. Alternatively, give details of the rope diameter required to fit your foil.

Starboard UV Port UV

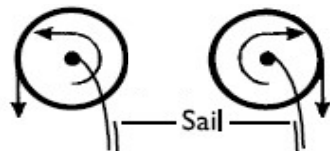
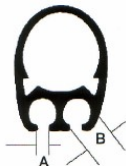
Make: _____

Model: _____

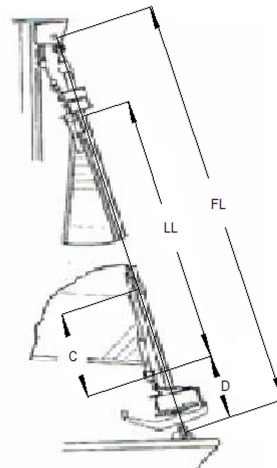
Groove Type:

Single: Twin:

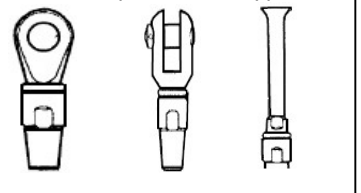
A: _____ mm.
B: _____ mm.



Required UV Stripe Colour: _____



N.B. If ordering a New Forestay and/or Furler Please ensure you have defined the FL measurement and Specify the Top Terminal Type:



The Sail Loft, Unit 16, Sandford Lane Industrial Estate, Wareham, Dorset BH20 4DY

Telephone: +44 (0)1929 554308
Email: info@kempsails.com

Fax: +44 (0)1929 554350
Web: www.kempsails.com